



Get Ready for Kindergarten Choice Board

		Monday Literacy	Tuesday Math	Wednesday Physical/Gross Motor	Thursday Fine Motor	Friday Fun Friday Arts & Sciences
Week 1	Daily SEL	Yoga Time! On The Farm-Kids Yoga and Nursery Rhymes https://www.youtube.com/watch?v=YKmRB2Z3g2s	Counting on the Farm - Counting Farm Animals - "Farmer in the Dell" Nursery Rhymes Preschool Songs https://www.youtube.com/watch?v=UsbZ-1VmNvw	Back to the Farm: Kids Yoga, Music and movement with Bari Koral https://www.youtube.com/watch?v=yf2JZthKoNU	The Best Tees - Bubble Breath https://www.youtube.com/watch?v=N3AISJxfZDM	Farm Animal Yoga poses https://www.youtube.com/watch?v=o9qYS6xpPGQ
Theme: FARM	Daily Activity	Old MacDonald Had A Farm https://www.youtube.com/watch?reload=9&v=2DAPD25FFMI Draw a picture of your favorite farm animal	Big Red Barn https://www.youtube.com/watch?v=PdrmbmyPgdo Count the animals in the barn	Animal Alphabet Move and Groove https://www.youtube.com/watch?v=GG44px1LfHc	Practice writing the letters E, I, O	Make a paper plate animal mask.
Week 2 GARDEN FUN AND INSECTS	Daily SEL	If You're Happy and You Know It https://youtu.be/M6LoRZsHMSs	Feelings Song https://youtu.be/utZr0dPu5sk	Hello, How Are You Today? https://youtu.be/x23rTDI4AMs	Growing Up Song https://youtu.be/F5DVGXBosIA	Bari Koral- Garden Mindfulness https://www.youtube.com/watch?v=rx2EI8Txac4



Get Ready for Kindergarten Choice Board

<p>Week 2 GARDEN FUN AND INSECTS</p>	<p>Daily Activity</p>	<p><i>The Surprise Garden</i> by Zoe Hall https://youtu.be/lygmrCfOTfo Planting a garden is fun! Each seed is different and grows into a different plant. What plants grew in the Surprise Garden?</p>	<p>Counting insects What insects can you find today? Can you spot a ladybug? Did you know all ladybugs have a different amount of spots. Stay away from spiders! When you find a ladybug you can enter into the Lost Lady Bug project. http://www.lostladybug.org/ How many ants can you find?</p>	<p>Apple Tree with Bari Koral https://www.youtube.com/watch?v=hOOKQimko4M Pretend to be an apple seed and grow into a big apple tree. What fruit will grow on your tree to eat? Can you stand on one leg to be a tree? Can you do the yoga tree pose?</p>	<p>Seed Sorting youtu.be/7FvF2EToVnk Empty some packets of seeds on a paper plate for your child to sort into matching groups using their fingers. Sort by size, sort by color, and sort by shape. Now count each group to see which group has more and which one has less.</p>	<p>Water the Plants Can you help water the flowers with a watering can? If you do not have one, you can take various measuring cups and fill up different sizes with water. Use buckets, droppers or any other materials you have handy.</p> <p>Night Activity- Count various fireflies that you see. Why are they lighting up? You can look up the Firefly project. https://www.massaudubon.org/get-involved/citizen-science/firefly-watch</p>
<p>Week 3 WATER FUN</p>	<p>Daily SEL for WATER FUN</p>	<p><i>Be the Pond: Cosmic Kids Zen Den</i> https://www.youtube.com/watch?v=wf5K3pP2IUQ</p>	<p><i>Rainbow Breath: Flow--Go Noodle</i> https://www.youtube.com/watch?v=O29e4rRMv4</p>	<p><i>Find Peace--Think About It-- Go Noodle</i> https://www.youtube.com/watch?v=bYIRFizI4WA</p>	<p><i>Melting: Flow--Go Noodle</i> https://www.youtube.com/watch?v=fTzXFPh6CPI</p>	<p><i>Ocean Breath: Mindfulness with Bari Koral</i> https://www.youtube.com/watch?v=6lf7zclSEV4</p>



Get Ready for Kindergarten Choice Board

<p>Theme: WATER FUN</p>	<p>Daily Activity for WATER FUN</p>	<p><u>Froggy Learns to Swim</u> https://www.youtube.com/watch?v=ell_Yq423-Y</p> <p>Were you ever nervous about learning to do something new? Draw a picture of something new you learned to do? How did you feel once you could do it?</p>	<p><u>Which Container Holds More?</u></p> <p>Take out two cans or plastic bottles of different sizes. Show your child the two containers. Tell them that you are going to fill each container with water. Ask which container they think will hold more.</p> <p>Have your child fill up the first container with water. Do they think all of the water in the first container will fit in the second container?</p> <p>Dump the water from the first container into the second</p>	<p><u>Water Bottle Bowling:</u></p> <p>Create a bowling game. Make 10 bowling pins out of empty plastic bottles partially filled with water. Have your child count the bottles.</p> <p>Use a soft ball. Have them roll the ball at the bottles.</p> <p>Count how many bottles fell down. Count how many bottles are still standing up.</p>	<p><u>Picking Up All the Caps</u></p> <p>Gather assorted caps from drink containers, several popsicle sticks and a wash basin for this fun activity. First, fill the basin with water. Then, place drink caps upside down on the surface of the liquid so that they float. Have your child hold a popsicle stick in each hand, and show them how to pick up individual caps using the sticks. Repeat the activity until all of the caps have been removed from</p>	<p><u>Sink or Float:</u></p> <p>Fill up a sink, bath tub, big bowl of water or a kiddie pool. Have your child gather objects from around the house. Have them predict whether the object will sink or float. Test their predictions. What makes an object sink or float? See if they can figure it out. Ideas of objects to try: Penny, ball, paper boat, bottle cap.</p>
---	--	---	---	---	---	--



Get Ready for Kindergarten Choice Board

			<p>container. Did it fit? Which container holds more water?</p> <p>Continue the activity with other sized containers.</p>		<p>the wash basin.</p>	
Week 4	Daily SEL	<p>Bari Koral: Star Energy https://www.youtube.com/watch?v=5JjGi2sL1EY</p>	<p>Bari Koral: Loving Kindness https://www.youtube.com/watch?v=TCLdVREnQ2M</p>	<p>Mindful Ozzy https://www.youtube.com/watch?v=0k_R7R1gIdA</p>	<p>Sesame Street: What I Am. https://www.youtube.com/watch?v=cyVzjoj96vs</p>	<p>Sesame Street: Belly Breathe https://www.youtube.com/watch?v=_mZbzDOpyIA</p>
Theme: Sports	Daily Activity	<p>Read: <u>Catching the Moon</u> by Crystal Hubbard https://youtu.be/9kTVtML08CE</p>	<p>Indoor Counting Croquet https://www.toddlerapproved.com/2011/05/indoor-counting-croquet.html</p>	<p>CD Air Hockey Busy Toddler Air Hockey</p>	<p>Scrap Paper Basketball</p> <p>Tear paper into scraps.</p> <p>Write the letters A-Z, one on each piece of paper.</p> <p>Encourage your child to crumble them all up and mix them together.</p>	<p>Sports Memory</p> <p>Draw various types of balls and objects related to sports (goal post, racket, helmet etc.) on index cards</p> <p>*Make sure the drawings can't be seen on the other side*</p> <p>Mix them up and flip them over.</p> <p>Encourage your child to take turns flipping</p>






Get Ready for Kindergarten Choice Board

					Direct him or her to throw the crumbled paper in a basket and then un-crumble and state the letter!	the cards to make a match.
Week 5	Daily SEL	Introduce camping by discussing these questions. Have you ever gone camping? What do we do when we go camping? Where do we sleep? How can we protect ourselves from the sun and from insects? What types of food do we eat when we go camping? What kinds of animals might we see?	Watch the video of <u>Pete the Cat Goes Camping</u> together https://www.youtube.com/watch?v=Z9c8bKE7K44	Sing along with the song <i>A Camping We Will Go</i> https://www.youtube.com/watch?v=x4JDQO7DjzE	Camping Yoga https://www.youtube.com/watch?v=rW3qzi5ws0w	Bumble Bee Breathing Break http://d3eizkexujvlb4.cloudfront.net/2017/05/23055142/Breathing-Breaks-Freebie.pdf



Get Ready for Kindergarten Choice Board

<p>Theme: Camping</p>	<p>Daily Activity</p>	<p>Rock Letters</p>  <p>Write one letter, a-z, on each rock. Create a list of camping related words and write one word per card. Have your child match each letter to spell out each word.</p>	<p>Camping Story Mat</p> <p>https://www.fairy-poppins.com/campingcountingmat</p> <p>Print from the link or draw a camping scene. Use small objects to tell camping stories. Count and identify "how many" are camping. Do "more" come? Do some leave? Are some in the tent? Are some by the fire?</p> 	<p>Leap Frog</p> <p>Have children stand in line, one behind the other. They crouch down like frogs. The last child in line jumps over all the "frogs" and crouches down at the front of the line. The game continues with the player who is now last in line...</p>	<p>Painting with Marshmallows</p> <p>What you need: Marshmallows, sticks (popsicle or real from a tree), paint (campfire colors), cups and paper</p> <p>What you do:</p> <ol style="list-style-type: none">1. Put paint into cups and sticks into marshmallows2. Dip marshmallow into paint and create a masterpiece! 	<p>Make your own Binoculars</p> <p>What You Need: 2 paper rolls, hole punch, glue, string</p> <p>What You Do</p> <ol style="list-style-type: none">1. Glue them together on the sides. Let dry2. Put a hole in each side of the binoculars.3. Tie string through the holes.4. Decorate the binoculars5. While on your camping adventure, look for insects and animals.
-----------------------	-----------------------	--	--	--	--	---



Get Ready for Kindergarten Choice Board

Week 6	Daily SEL	Wemberly Worried by Kevin Henkes Read-Aloud https://www.youtube.com/watch?v=tkuXc0htNGk	Shapes are Everywhere by Charles Ghigna Read-Aloud https://www.youtube.com/watch?v=pfq4zGk7hCY	Physical Shape Shifting (Pre-K Shapes) https://www.youtube.com/watch?v=56PgJHYyEGE&t=3s	Listen to the story Chrysanthemum by Kevin Henkes https://www.youtube.com/watch?v=xffkRIXpnwk Talk to them about their name.	Make No-Cook Play Dough with your scholar. https://www.youtube.com/watch?v=C2ytbSa3mPg
Theme: Feelings	Daily Activity	Engage your child in a discussion about his/her worries. Can they recall events that helped their worries about school to go away. What caused Wemberly's worries about school to go away? Do they think that Wemberly will continue to	Discuss that shapes are everywhere. Ask them if the book talked about the shape rhombus. Explain to them that rhombus has another name, diamond. A rhombus has 4 sides like a square, rectangle, and trapezoid.	Color & Shape, Find & Hop Print or cut out large shapes. Make sure to add oval and rhombus. Color them in different colors. You can play inside and/or outside. Spread the shapes. Call out different colors and have them hop to that card. Then switch to	1. Bottle Cap Names Write letters on the top of water bottle caps with a permanent marker. Children can spell their names using the bottle caps. 2. Name Tracing Write their name on a sheet of paper. Have	Build a Name Roll the playdough into snakes. Have your child use the snakes to create the letters in his/her name.



Get Ready for Kindergarten Choice Board

		worry? What might she worry about now that she has completed her first day of school?		shapes. Call them out and have them find them. Another idea for these cards would be to set them up like hopscotch.	them trace it. Highlighters are awesome for tracing anything! Add in glue and yarn and it's a hands-on experience.	
--	--	--	--	---	--	--

Pre-K Resources Please note: Experts recommend no more than 2 hours of quality screen time for preschoolers ages 2-5.

[Welcome to Starfall PreK & Kindergarten](#)

<https://prekitt.lwtears.com/books/MFSB/2021/>

<https://Bookflix.digital.scholastic.com>

<https://www.youtube.com/kids/>

<https://barikoral.com>

[Preschool Home Learning Activities](#)

[ABC MOUSE](#)- Sign up for free trial (School 7771)

[Math Games](#),

<https://www.education.com/games/preschool/math/>

Newburgh Free Library www.tumblebooks.com

<https://www.pinterest.com/kidvisionprek/virtual-field-trips-for-kids/>



Get Ready for Kindergarten Choice Board

Work Groups

Week 1 Leporti, Pizzarelli, Silvagni

Week 2 Mahusky, Corona, Tuthill

Week 3 Connolly, Corkedale

Week 4 Dupper, Smith

Week 5 Deliz, Harding, Malitz

Week 6 Kipp, Marks

Theme Ideas (suggestions, not exhaustive)

Water fun

Ice cream

Feelings

Camping

My neighborhood

Sports

Transportation

Garden

Insects

Etc.